



Bridge Academy East
2022-2023
Annual Education Report (AER) Cover Letter

January 9, 2023

Dear Parents and Community Members:

Dear Parents and Community Members:

We are pleased to present you with the Annual Education Report (AER), which provides key information on the 2021-22 educational progress for Bridge Academy East. The AER addresses the complex reporting information required by federal and state laws. The school's report contains information about student assessment <https://bit.ly/3ucUU9n>, accountability, and teacher quality. If you have any questions about the AER, please contact the main office for assistance.

The AER is available for you to review electronically by visiting the following website <https://bridgeeast.geeacademies.net/annual-educational-report/>, or you may review a copy in the main office at your child's school.

For the 2021-22 school year, schools were identified based on previous years' performance using definitions and labels as required in the Every Student Succeeds Act (ESSA). A Targeted Support and Improvement (TSI) school is one that had at least one underperforming student subgroup in 2021-22. An Additional Targeted Support (ATS) school is one that had a student subgroup performing at the same level as the lowest 5% of all schools in the state in 2021-22. A Comprehensive Support and Improvement (CSI) school is one whose performance was in the lowest 5% of all schools in the state or had a graduation rate at or below 67% in 2021-22. Some schools are not identified with any of these labels. In these cases, no label is given.

Our school was identified as not identified as targeted and has not been given one of these labels.

Bridge Academy East is committed to helping all students reach the highest potential for their academic success. We are focusing our efforts on important academic skills while helping students who are behind reach the grade level expectations. State law requires that we also report additional information.

1.) PROCESS FOR ASSIGNING PUPILS TO THE SCHOOL

Students are assigned to Bridge Academy East in consideration of the following criteria:

- A. Current enrollment and capacity: Students are enrolled in elementary school according to space available and maintaining equitable class sizes.
- B. Siblings: We give priority to students who currently have siblings enrolled in schools.

2. THE STATUS OF THE 3-5 YEAR SCHOOL IMPROVEMENT PLAN.

Bridge Academy staff and parents work together to develop a School Improvement Plan that is meaningful and supports the school and district goals. Teachers, support staff and parents were involved in data review and goal development through a systematic process throughout the school year. Bridge Academy Improvement plan is available for you to review electronically by visiting <https://bridgeeast.geeacademies.net/school-improvement-plan/> or you may review a copy in the main office.

3. A BRIEF DESCRIPTION OF EACH SPECIALIZED SCHOOL.

Bridge Academy East has a high-quality education curriculum in each subject to meet their needs to be academically successful overall. We have Arabic as a second language, Art and Physical education. To close the academic gaps within our students, we have been using the Multi-Tiered Systems of Support (MTSS).

4. IDENTIFY HOW TO ACCESS A COPY OF THE CORE CURRICULUM, A DESCRIPTION OF ITS IMPLEMENTATION, AND AN EXPLANATION OF THE VARIANCES FROM THE STATE'S MODEL.

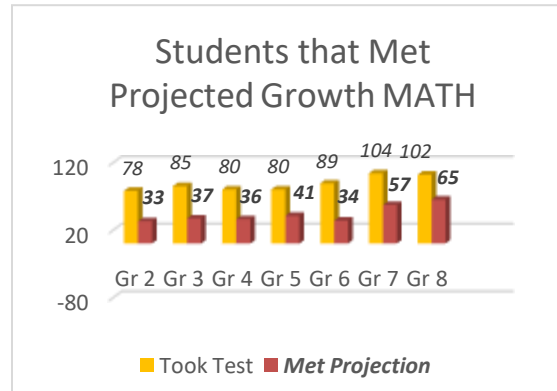
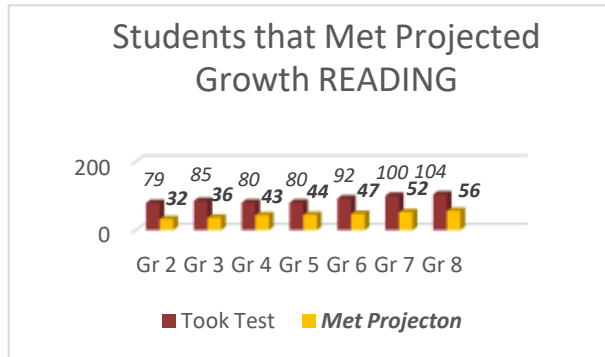
Bridge Academy East Board of Directors provides a comprehensive core curriculum to serve the educational needs of students of this Academy. The curriculum is aligned with the Common Core State Standards curriculum that was adopted by the State of Michigan School Board and is consistent with the Michigan School Code. The educational Service Provider and School Leader prepare guidelines for the description of the core curriculum as well as the sequence, in grade clusters, in which such courses will be taught. The curriculum is intended to provide a basic framework for instruction and learning. Within the framework, each teacher uses the curriculum in a manner best designed to meet the needs of the students for whom s/he is responsible. Our current curriculum can be accessed on our website at <https://bridgeeast.geeacademies.net/curriculum/>

5. THE AGGREGATE STUDENT ACHIEVEMENT RESULTS FOR ANY LOCAL COMPETENCY TESTS OR NATIONALLY NORMED ACHIEVEMENT TESTS

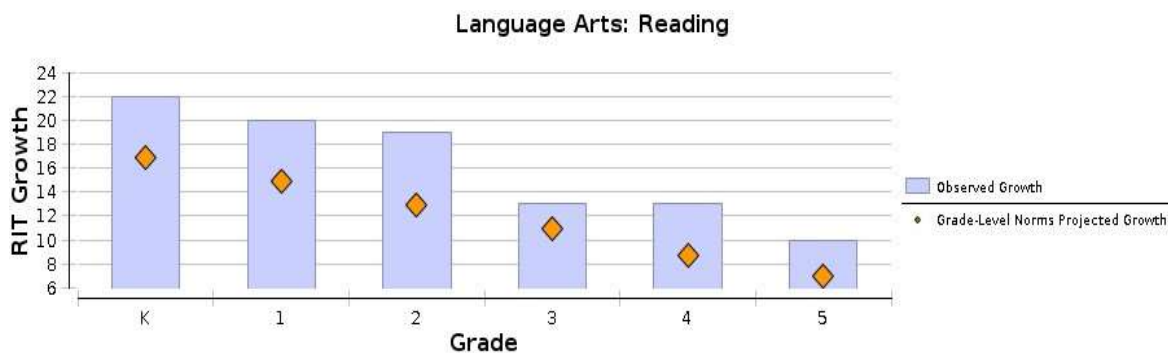
Community members may access current school data by accessing: MISchoolData:

<https://bit.ly/3ucUU9n>

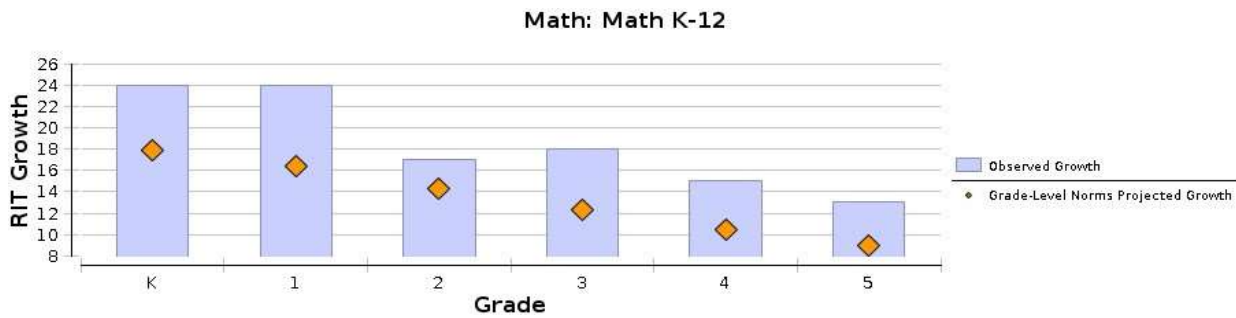
Gr	2020 Fall Reading RIT	2021 Spng Reading RIT	Spng Achiev e-ment %-tile	Fall to Spng Growth	Spng Grth %-tile	Spng Nat'l RIT Norm	2020 Fall Math RIT	2021 Spng Math RIT	Spng Achiev e-ment %-tile	Fall to Spng Grth	Spng Grth %-tile	Spng Nat'l RIT Norm	
2	174.2	175.5	28	1	1	185.57	179.6	182.2	51	3	1	189.42	
3	182.9	187.1	23	4	3	197.12	187.8	191.9	34	4	2	201.08	
4	189.8	193.9	15	4	21	204.83	196.9	200.5	28	4	7	210.51	
5	193.2	199.5	11	6	99	210.98	202.9	207.1	21	4	60	218.75	
6	204.1	206.7	18	3	27	215.36	210.7	212.7	24	2	5	222.88	
7	206.5	208.8	14	2	43	218.36	213.9	217.1	25	3	68	226.73	
8	206.4	208.4	7	2	39	221.66	216.7	221.5	28	5	99	230.30	
Building Ave			16.5		29.7		Building Ave			30.1		34.5	



READING	Fall 2021 RIT	Spring 2022 RIT	Observed Growth	Proj. Growth	%Met Growth Proj.	School Cond. Growth %ile
Grade 2	162.3	180.9	19.0	12.9	61%	99
Grade 3	178.2	191.6	13.0	10.9	59%	88
Grade 4	186.6	199.5	13.0	8.7	64%	98
Grade 5	195.6	205.7	10.0	7.0	70%	94
Grade 6	197.3	201.0	4.0	6.0	44%	16
Grade 7	203.2	206.4	3.5	4.6	39%	34
Grade 8	203.3	204.8	1.5	4.4	42%	37
Overall	616					67



Math	Fall 2021 RIT	Spring 2022 RIT	Observed Growth	Proj. Growth	%Met Growth Proj.	School Cond. Growth %ile
Grade 2	168.3	184.8	17.0	14.3	58%	83
Grade 3	181.8	200.1	18.0	12.3	72%	99
Grade 4	190.9	205.5	15.0	10.4	62%	98
Grade 5	201.7	214.8	13.0	8.9	68%	96
Grade 6	204.0	212.6	8.5	7.5	39%	65
Grade 7	208.9	214.4	5.5	6.0	51%	48
Grade 8	212.3	217.8	5.5	5.2	56%	53
Overall	617					77



6. IDENTIFY THE NUMBER AND PERCENT OF STUDENTS REPRESENTED BY PARENTS AT PARENT-TEACHER CONFERENCES

During the 2020-21 school year over 83% of parents attended conferences and during the 2021-2022 school year over 94% of the parents attended conferences.

Parent Teacher Conferences

YEAR	Number of Parents which attended	Percent %
2020-2021	440 out of 528	83% (virtual)
2021-2022	510 out of 524	97.3%

At Bridge Academy East we hold our students to a very high expectation. Through a collaborative processes of collective inquiry, Bridge Academy Staff strives to bring the best possible educational experience to the students of the school.

Please take the time to review our program and congratulate our students, teachers and staff.

Sincerely,

Mr. Mohand Jadallah
Principal

